



BEVERAGE-AIR

Project: _____

AIA#

Item: _____

Location: _____

SIS#

Approved: _____

MARKETEER™ MERCHANDISERS

MT12 White Hinged Door Model
Hydrocarbon Series

**MODELS:
MT12-1W**

MT12™ MERCHANDISER: HINGED DOOR MODEL



**3 Year Parts/Labor Warranty
Additional 4 Year Compressor Warranty**

CABINET CONSTRUCTION

- Standard cabinet exterior finish is heavy duty steel with a white baked on durable coating
- Heavy duty interior construction includes white coated steel
- Electronic temperature control
- Modern one piece grill
- Double pane lowE argon filled glass doors feature outside pane that is tempered for added safety
- Door lock standard
- Self-closing hinged glass door features, pocket door handle
- LED lighting
- Four (4) epoxy coated shelves standard.
- 2" Leveling feet

OPTIONS & ACCESSORIES

- Extra shelves & clips
- 3" Casters
- Visislide shelving kit

REFRIGERATION SYSTEM

- Uses environmentally friendly, energy efficient R290 refrigerant, and meets all regulatory requirements for CARB, SNAP, DOE & more
- Condenser is designed to be low maintenance, and energy efficient.
- Automatic, non-electric defrost
- Epoxy coated evaporator coil



Please verify qualifying units by visiting:
www.energystar.gov/cfs

3779 Champion Blvd., Winston-Salem, NC 27105
1-888-845-9800 Fax: 1-336-245-6453
Beverage-Air.com Sales@bevaair.com



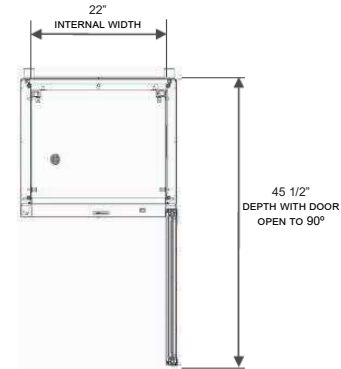
BEVERAGE-AIR

MODEL	MT12-1W
EXTERNAL DIMENSIONAL DATA	
Width Overall	24 7/8"
Depth Overall	22 13/16"
Height Overall	63 5/8"
Number of Doors	1
Depth with Door Open 90 °	45 1/2"
Clear Door Opening (in)	21" x 48 1/2"
Shelf Area (Sq. in)	360 3/32"
INTERNAL DIMENSIONAL DATA	
NET Capacity (cubic ft.)	11.50
Capacity 20 oz	168
Internal Width Overall (in)	22"
Internal Depth Overall (in)	16 1/2"
Internal Height Overall (in)	49 7/8"
Internal Height Useable (in)	43 3/4"
Number of Shelves	4
ELECTRICAL DATA	
Full Load Amperes 115/60/1	4.1
REFRIGERATION DATA	
Horsepower	1/6
Capacity (BTU/Hr)*	1407
SHIPPING DATA	
Gross Weight - Crated	210.32 lbs
Height - Crated	70 1/8"
Width - Crated	28 1/8"
Depth - Crated	27"

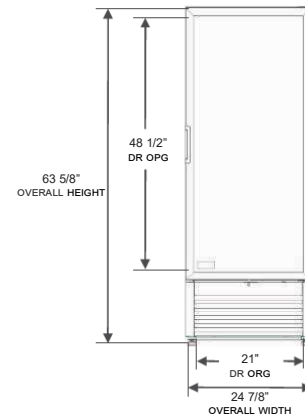
Glass Hinged Door Model

Models: MT12-1W

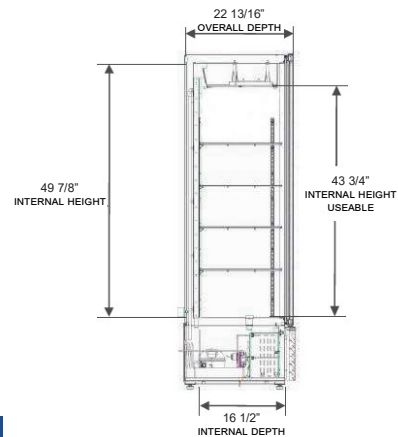
Model Views



Plan View



Elevation View



Side View

ELECTRICAL CONNECTION



115/60/1
NEMA-5-15P

Units pre-wired at factory and include 8' long cord and plug set.



3779 Champion Blvd., Winston-Salem, NC 27105 1-888-845-9800 Fax: 1-336-245-6453 Beverage-Air.com Sales@bevair.com

an Ali Group Company



The Spirit of Excellence